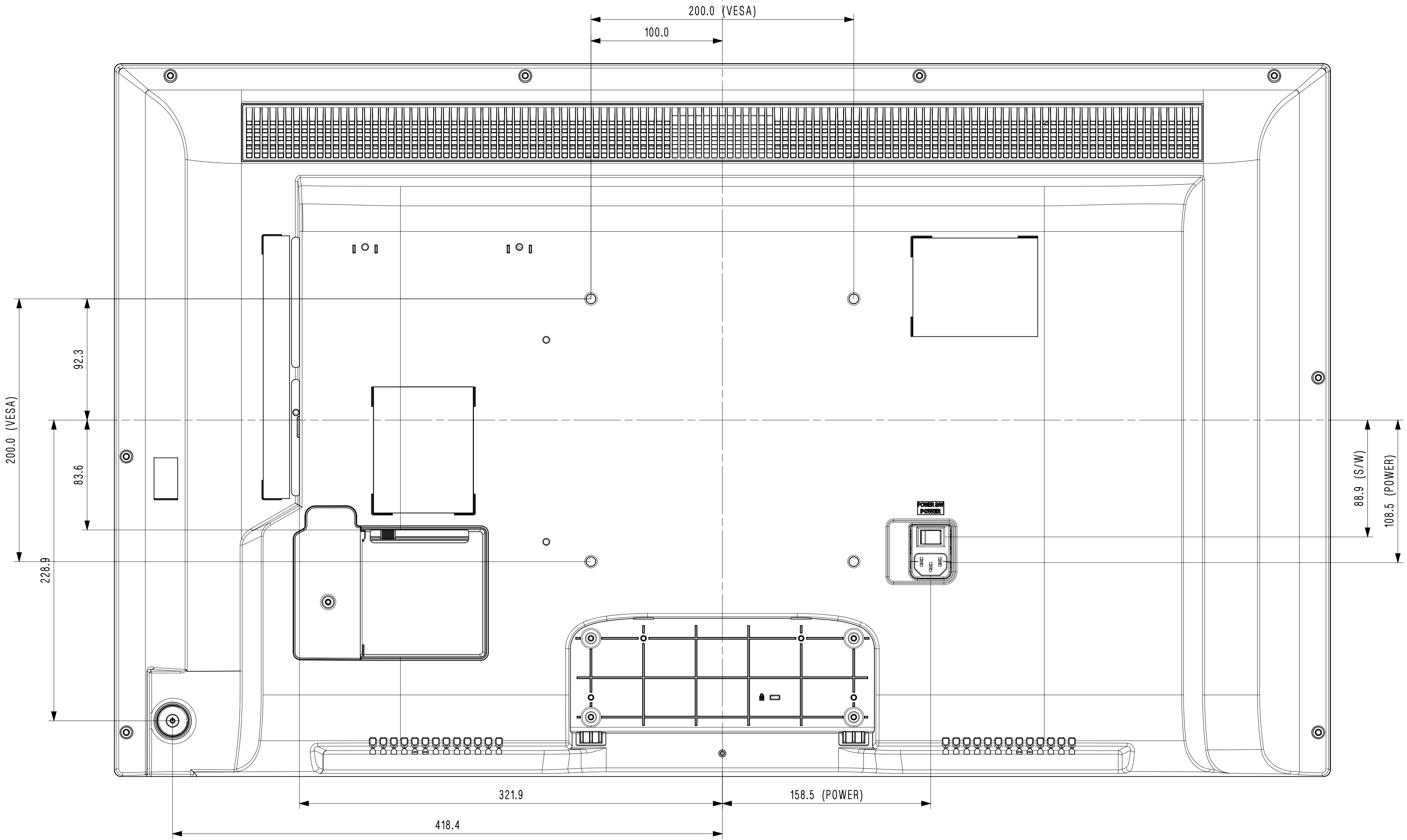
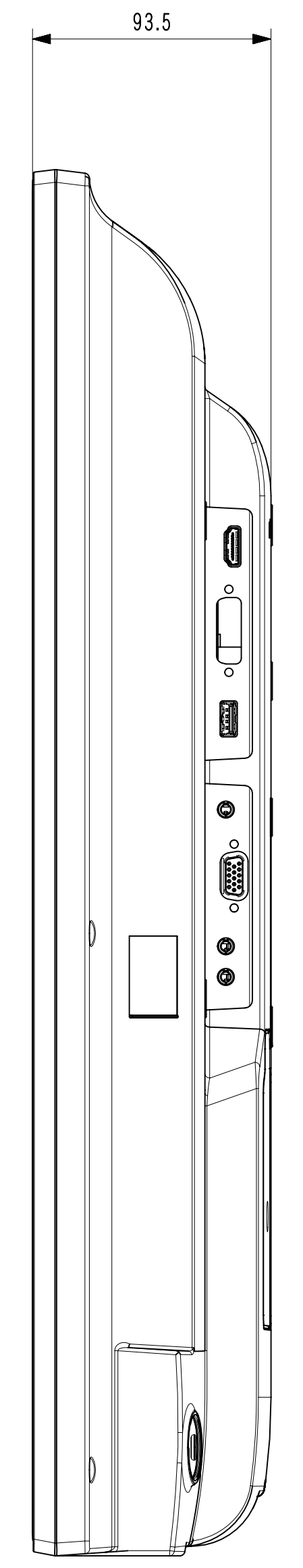



This drawing is property of SEC. Use or copy of this drawing without proper permission of the appropriate technical document managing department is prohibited. Copy with the threshold of substances which are specified in 00A-2009

Rev. No	ED	CODE	RECORD	REMARK
32				
33				
34				

# MDC 40" MECHANICAL DRAWING (LH40MDC\*)

SET SIZE (H\*W\*D) : 925.4 \* 542.6 \* 93.5  
 BEZEL WIDTH (T/L/R/B) : 17.2/17.4/17.4/22.0  
 VESA HOLE : 200 \* 200



PART NAME	MDC40	DIMENSION		SPECIFICATION	
UNIT	MM	DRAWING BY	WJ BAEK	REVIEWED BY	CW RYU
SCALE		APPROVED BY		PROJECTION	
SCALE		SHEET NO.		DWG. Rev.	
		CODE No.			